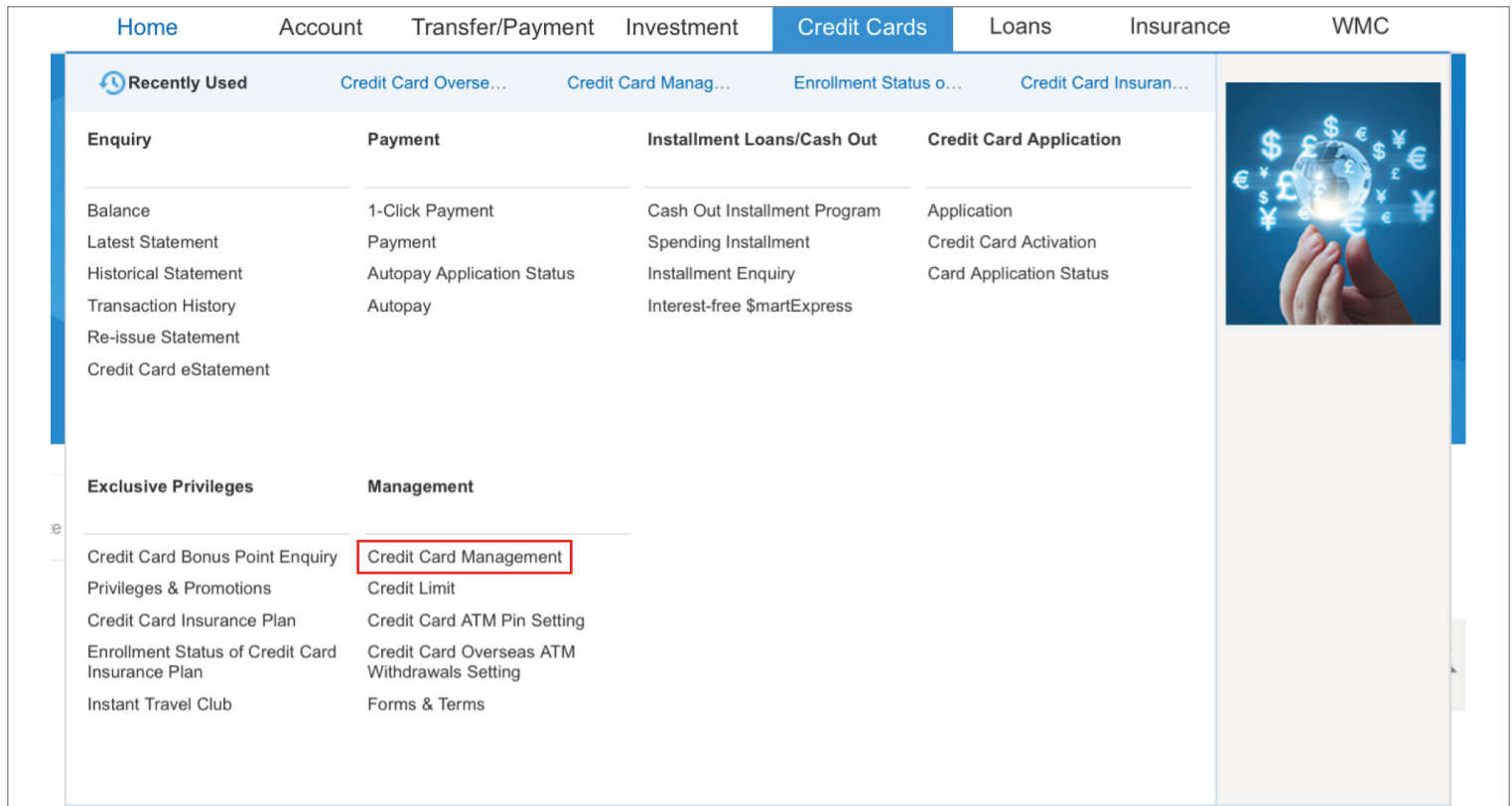


Reactivation of Credit Card Guide

Step 1 Select "Credit Card Management" under "Credit Cards" section from Online Banking

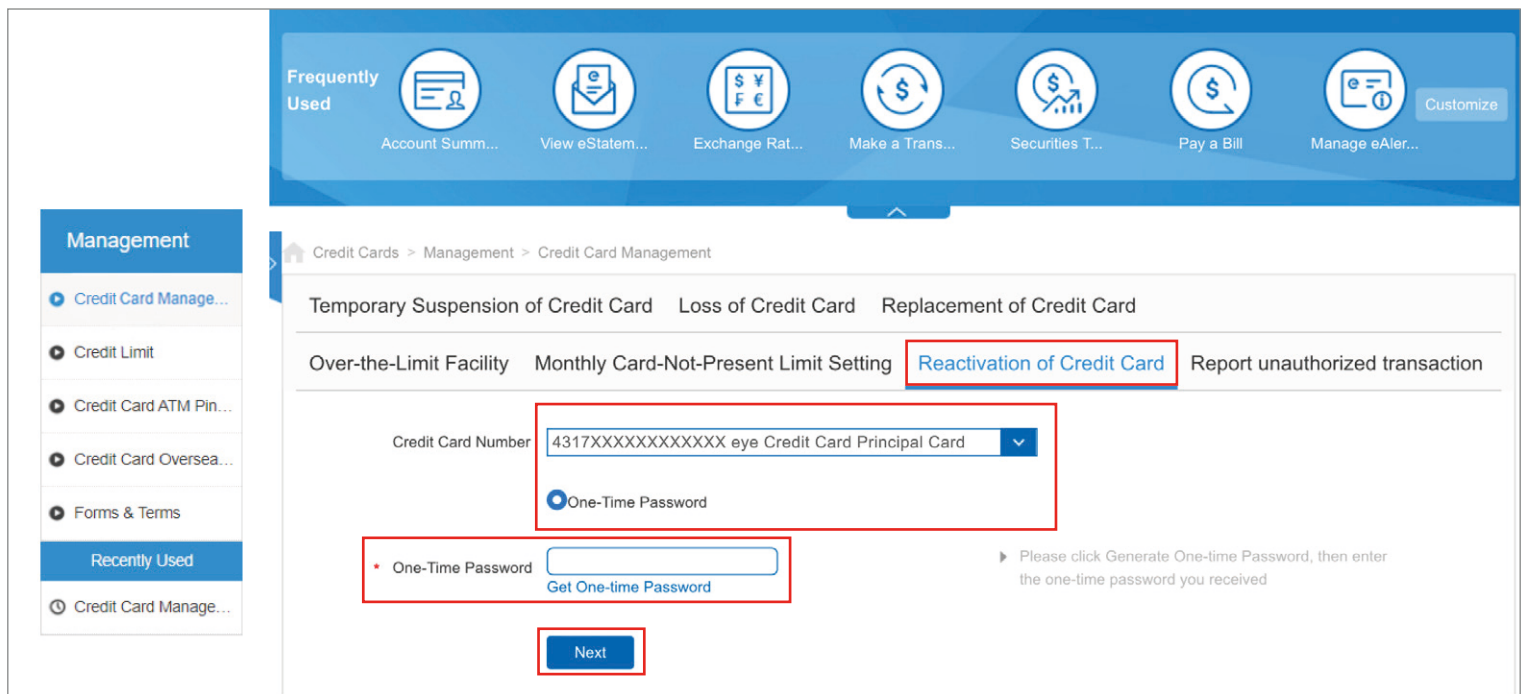


The screenshot shows the Online Banking interface with the 'Credit Cards' section selected. The navigation bar includes Home, Account, Transfer/Payment, Investment, Credit Cards, Loans, Insurance, and WMC. The 'Credit Cards' section is expanded, showing various options. The 'Credit Card Management' link is highlighted with a red box.

Enquiry	Payment	Installment Loans/Cash Out	Credit Card Application
Balance	1-Click Payment	Cash Out Installment Program	Application
Latest Statement	Payment	Spending Installment	Credit Card Activation
Historical Statement	Autopay Application Status	Installment Enquiry	Card Application Status
Transaction History	Autopay	Interest-free SmartExpress	
Re-issue Statement			
Credit Card eStatement			

Exclusive Privileges	Management
Credit Card Bonus Point Enquiry	Credit Card Management
Privileges & Promotions	Credit Limit
Credit Card Insurance Plan	Credit Card ATM Pin Setting
Enrollment Status of Credit Card Insurance Plan	Credit Card Overseas ATM Withdrawals Setting
Instant Travel Club	Forms & Terms

Step 2 Click "Reactivation of Credit Card", select preferred credit card to reactivate and enter One-Time Password (OTP) for authentication, then click "Next"



The screenshot shows the Online Banking interface with the 'Reactivation of Credit Card' form. The 'Reactivation of Credit Card' link is highlighted with a red box. The form includes a 'Credit Card Number' field with a dropdown menu, a 'One-Time Password' field, and a 'Next' button. A red box highlights the 'One-Time Password' field and the 'Next' button.

Management

- Credit Card Manage...
- Credit Limit
- Credit Card ATM Pin...
- Credit Card Oversea...
- Forms & Terms
- Recently Used
- Credit Card Manage...

Temporarily Suspended of Credit Card Loss of Credit Card Replacement of Credit Card

Over-the-Limit Facility Monthly Card-Not-Present Limit Setting **Reactivation of Credit Card** Report unauthorized transaction

Credit Card Number: 4317XXXXXXXXXXXX eye Credit Card Principal Card

One-Time Password

* One-Time Password [Get One-time Password](#)

▶ Please click Generate One-time Password, then enter the one-time password you received

Next


Reactivation of Credit Card Guide

Step 3 You have successfully reactivated your credit card

Credit Cards > Management > Credit Card Management

Temporary Suspension of Credit Card Loss of Credit Card Replacement of Credit Card

Over-the-Limit Facility Monthly Card-Not-Present Limit Setting Reactivation of Credit Card Report unauthorized transaction



Dear Customer :
You've successfully reactivated your credit card!

[Return](#)